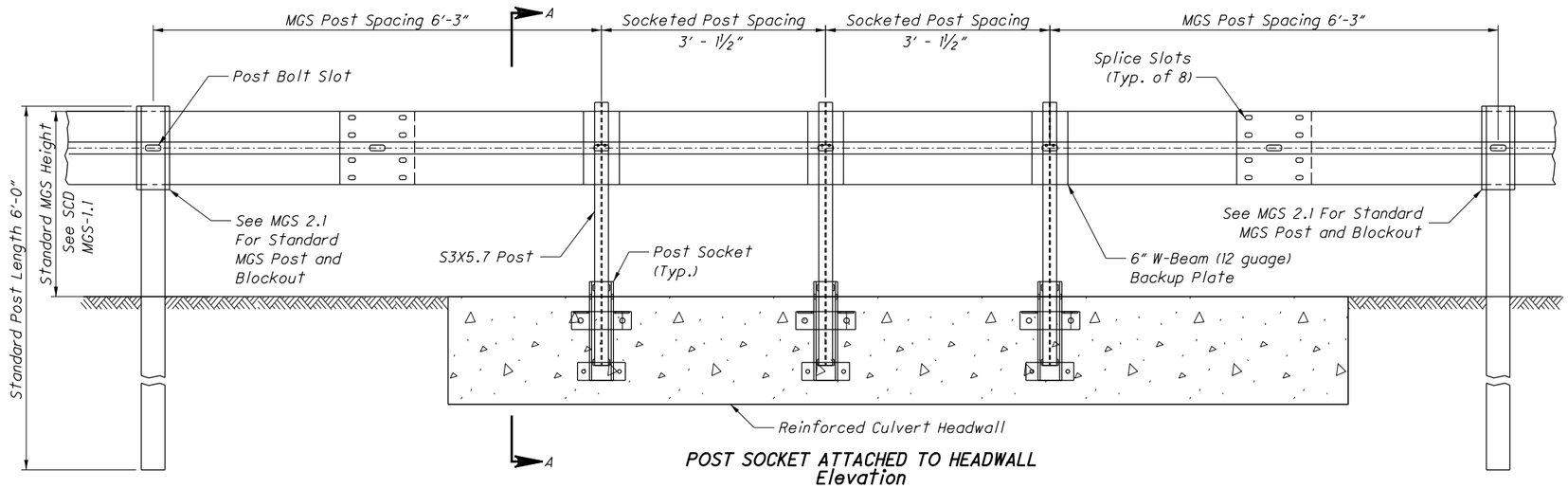


POST SOCKET ATTACHED TO HEADWALL
Elevation

## NOTES

**DESIGNER NOTE:** Post/Socket location should be detailed in the plans to coordinate with the rebar spacing in the Headwall.

**GENERAL:** See Sheet 2 for rebar bending diagrams and for detailed guardrail components. All guardrail parts are galvanized steel. Plates and Gussets are ASTM A572 Grade 50, Bolts are ASTM 307, and the S3x5.7 Posts are ASTM A992.

**BACKUP PLATE:** The S3x5.7 Posts utilize a 6" or 12" wide W-Beam backup plate instead of a blockout.

**ANCHORS:** Holes shall comply with CMS 510. Use non-shrink, nonmetallic grout according to CMS 705.20.

**MECHANICAL SPLICES** shall comply with CMS 509.

**PAYMENT:** The Socketed Post Connections shall be paid in in feet as **Item 606 - Guardrail, Type MGS With Socketed Posts**. The #6 90° hook bars shall be paid for with the culvert. All headwall reinforcement shall be paid for with the headwall.

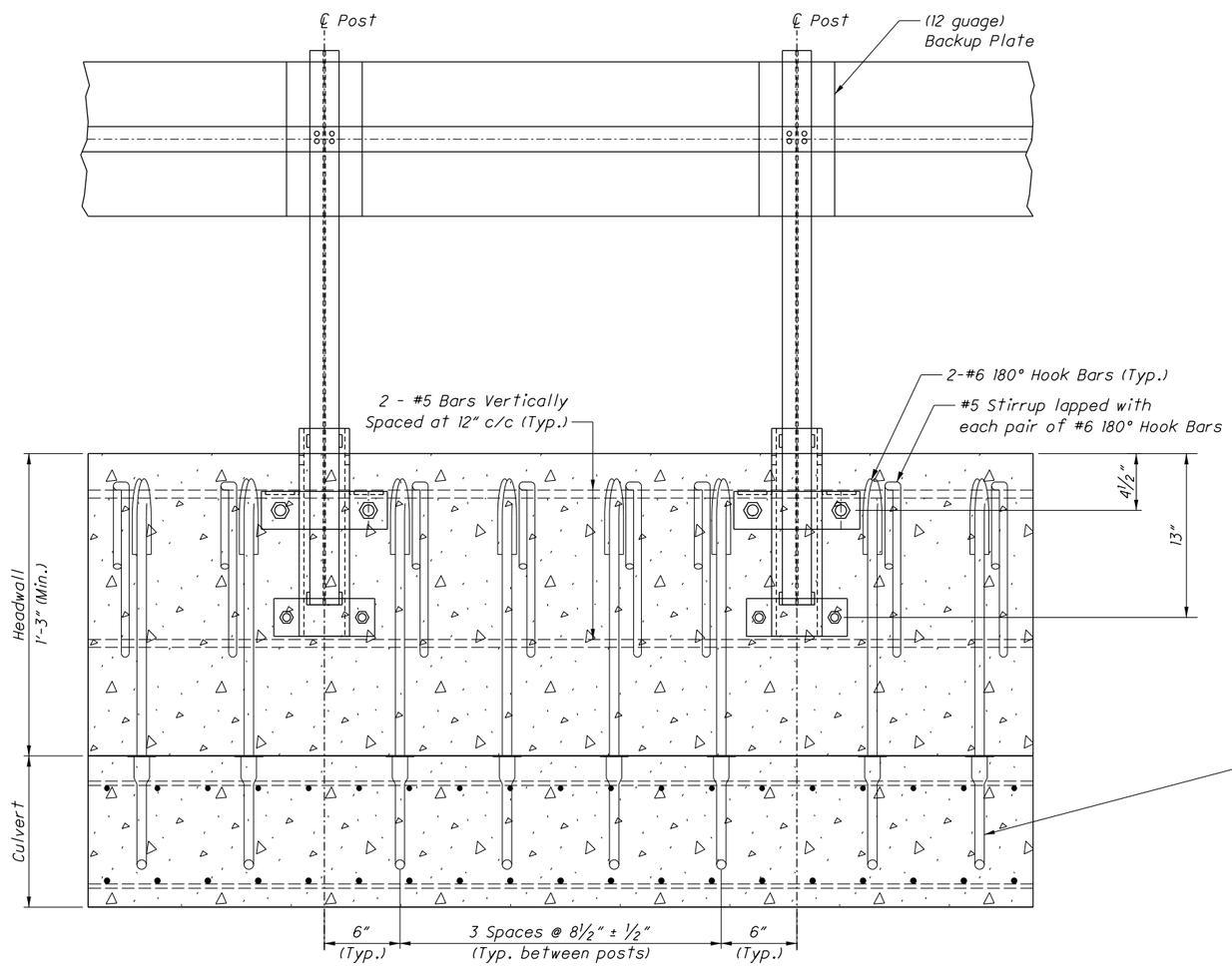


SECTION B-B

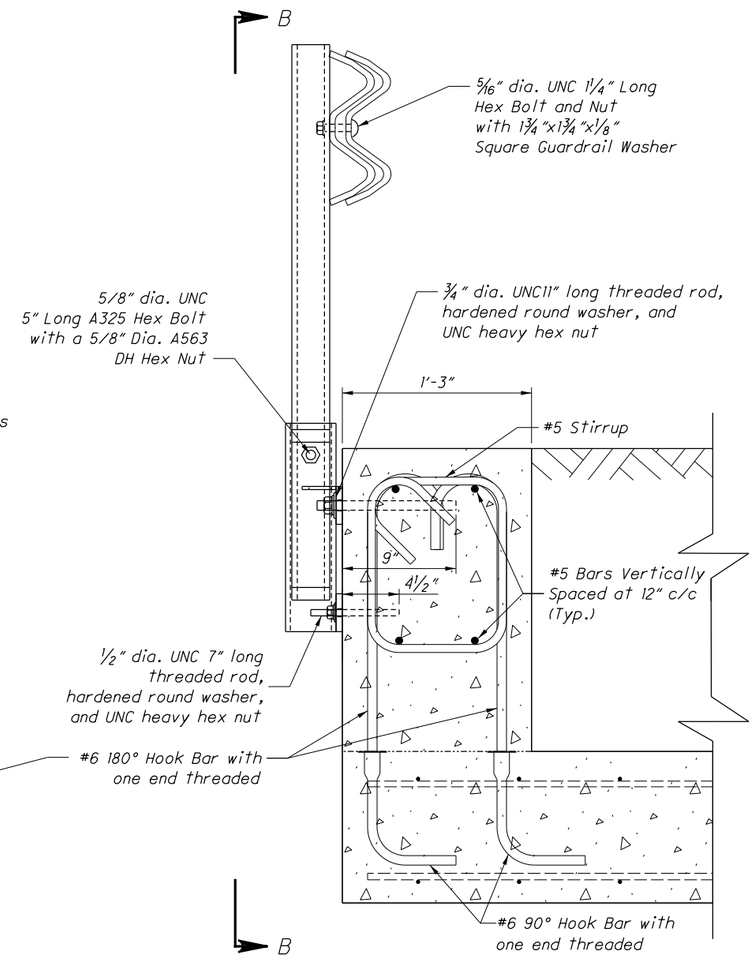


SECTION A-A

THIS DRAWING REPLACES MGS-2.4 DATED 7-18-2014

| REVISION DATE | STATE OF OHIO DEPARTMENT OF TRANSPORTATION ADMINISTRATOR | STDS. ENGINEER | OFFICE OF ROADWAY ENGINEERING | STANDARD ROADWAY CONSTRUCTION DRAWING MIDWEST GUARDRAIL SYSTEM SOCKETED WEAK POST ATTACHED TO HEADWALL (Rail Components) | SCD NUMBER MGS-2.4 | 1/2 |
|---|---|---|---|---|---|---|
| 1-15-2016 | David L. Holstein | D. Fisher | | | | |

Our shop is telling us that this indicates "stick weld" and we no longer weld by this process. Must stick welding be used?

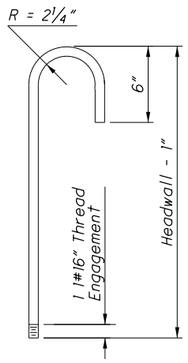


#6 180° Hook Bar with one end threaded

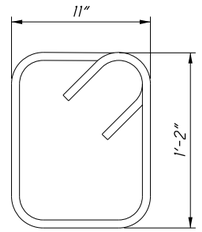


#5 Stirrup

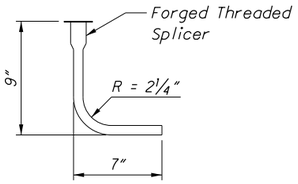


#6 90° Hook Bar with one end threaded

**BENDING DIAGRAMS**

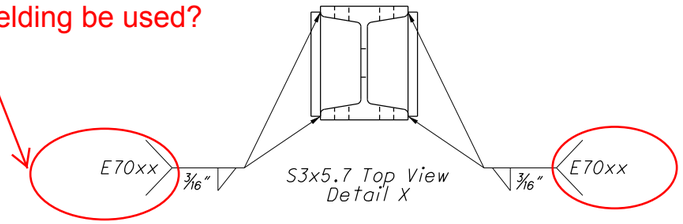

TOP VIEW
(see detail X above)

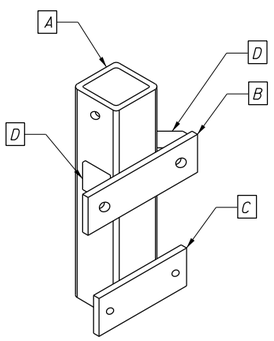


ISOMETRIC VIEW

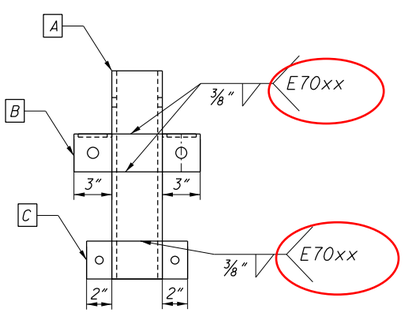


FRONT VIEW

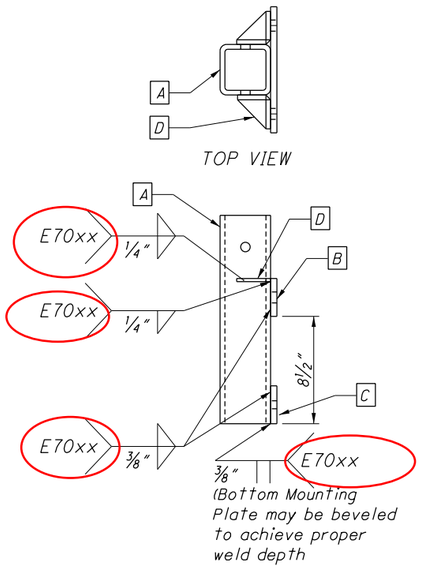


SIDE VIEW

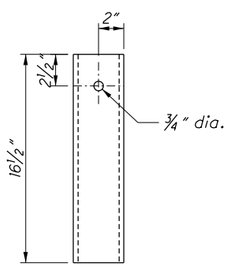


A. SQUARE TUBE

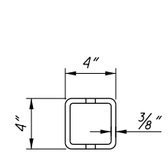


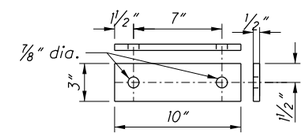


B. TOP MOUNTING PLATE

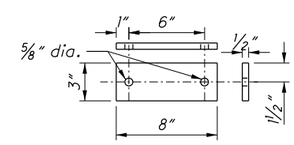


C. BOTTOM MOUNTING PLATE

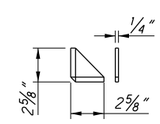


D. TOP PLATE GUSSET

**POST SOCKET ATTACHED TO HEADWALL**

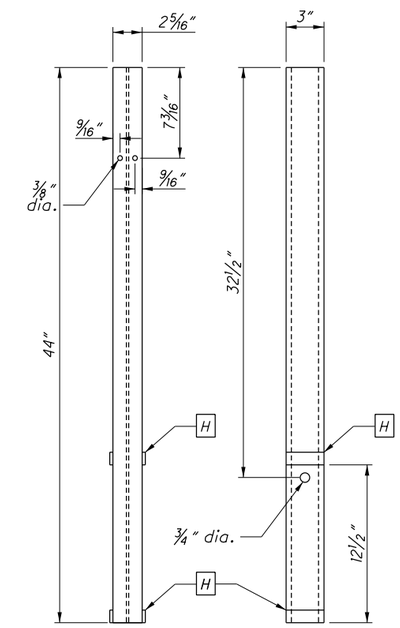


FRONT VIEW SIDE VIEW

**S3x5.7 POST**

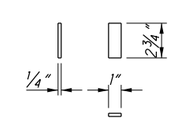


H. POST STANDOFF

THIS DRAWING REPLACES MGS-2.4 DATED 7-18-2014

| | |
|---|---|
| REVISION DATE | 1-15-2016 |
| STATE OF OHIO DEPARTMENT OF TRANSPORTATION ADMINISTRATOR | David L. Holstein |
| STDS. ENGINEER | D. Fisher |
| OFFICE OF ROADWAY ENGINEERING | |
| STANDARD ROADWAY CONSTRUCTION DRAWING | MIDWEST GUARDRAIL SYSTEM SOCKETED WEAK POST ATTACHED TO HEADWALL (Rail Components) |
| SCD NUMBER | MGS-2.4 |