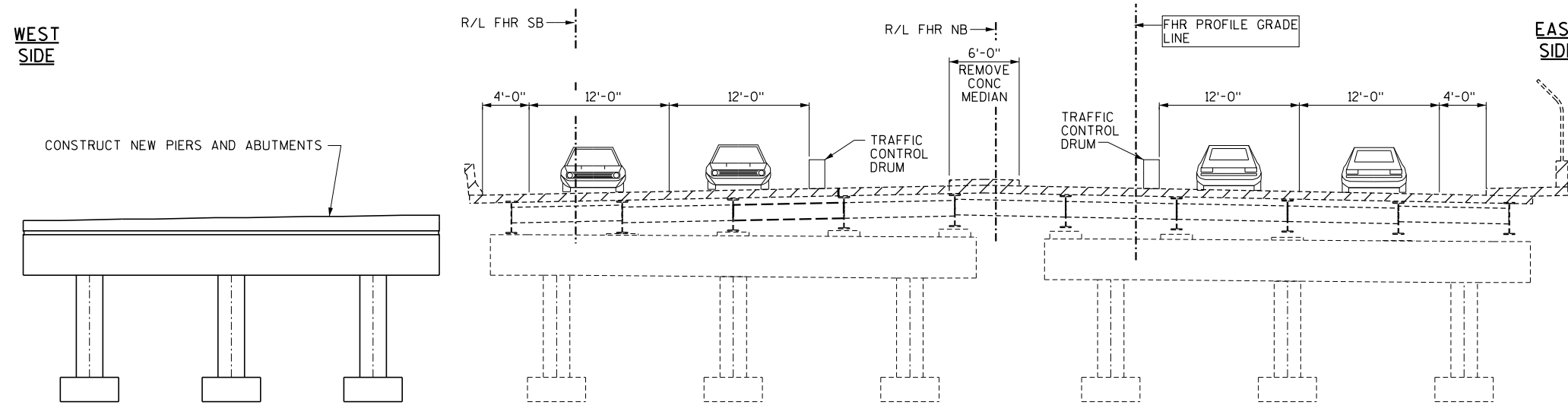


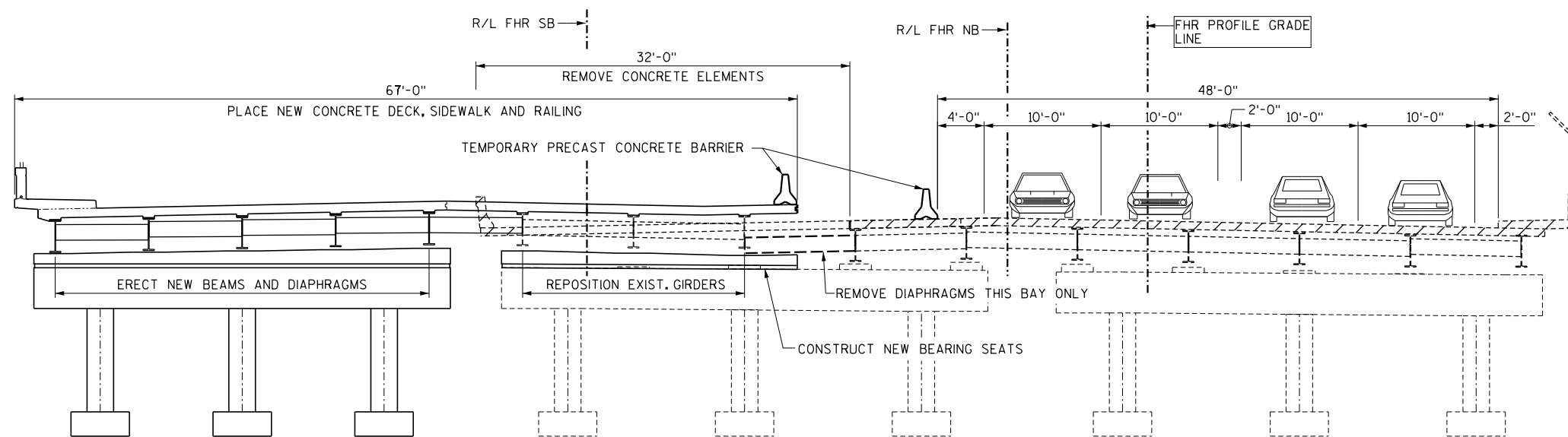
WEST SIDE

EAST SIDE



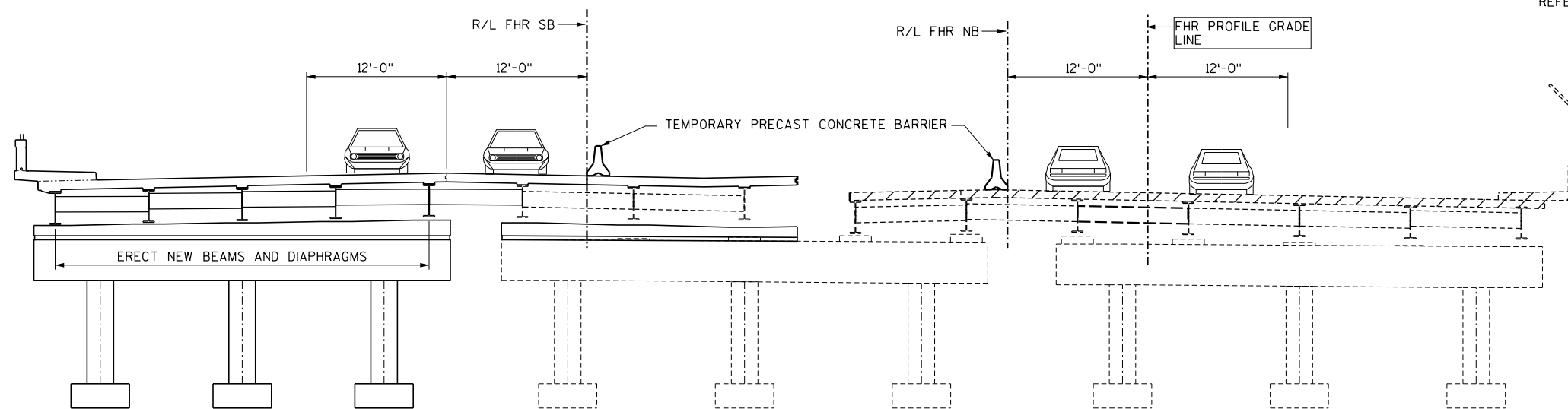
SHIFT TRAFFIC AS SHOWN.
CONSTRUCT NEW PIERS AND ABUTMENTS.
REMOVE EXISTING CONCRETE MEDIAN.

STAGE 1



SHIFT TRAFFIC AS SHOWN.
SAWCUT EXISTING DECK SLAB AND REMOVE CONCRETE ELEMENTS.
REMOVE EXISTING DIAPHRAGMS AT BAY SHOWN.
RAISE EXISTING BEAMS TO ALLOW FOR CONSTRUCTION OF NEW PIER AND ABUTMENTS BEARING SEATS.
PLACE NEW AND EXISTING GIRDERS WITH NEW BEARING ASSEMBLIES ON NEW BEARING SEATS.
CONSTRUCT NEW CONCRETE DECK.

STAGE 2



SHIFT TRAFFIC AS SHOWN.

STAGE 3

NOTES:

SUPPLYING, PLACING AND ANCHORING PORTABLE PRECAST CONCRETE BARRIER INCLUDED IN GRADING PLANS, BOTH SIDES OF BARRIER ON BRIDGE DECK SHALL BE ANCHORED.

REFER TO GRADING PLANS FOR ADDITIONAL STAGING REQUIREMENTS.

PLOT TIME: 9:02:56 AM

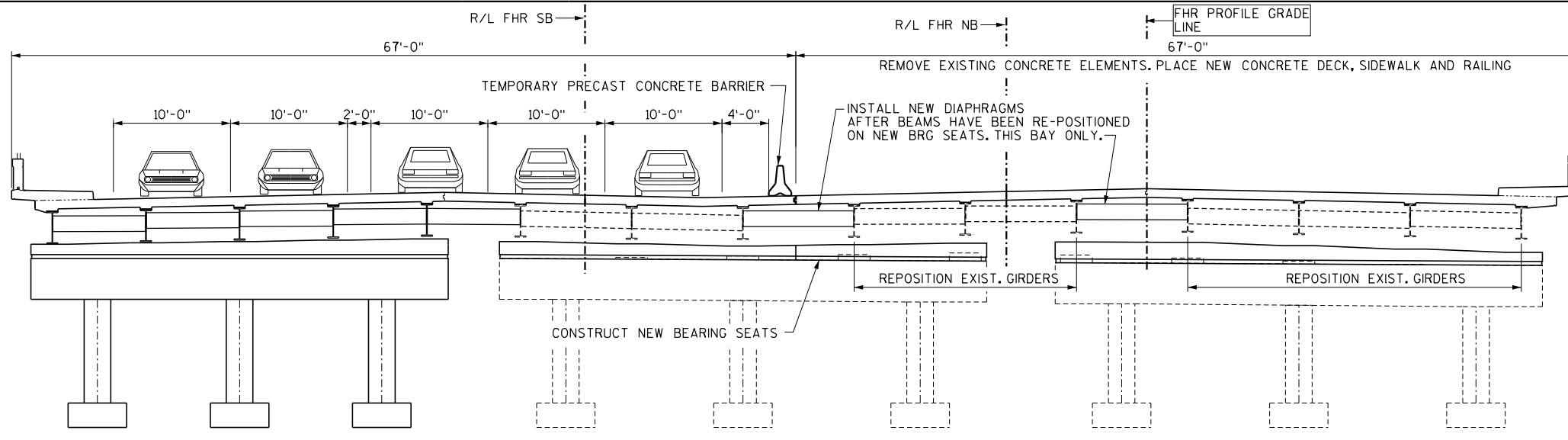
PLOT DATE: 8/25/2011

FILE NAME : S:\UZ\W\H\sw\108380\5-dsgn\51-cadd\Str\uct\ur\al\br\ldge\B13083srgl.dgn

8

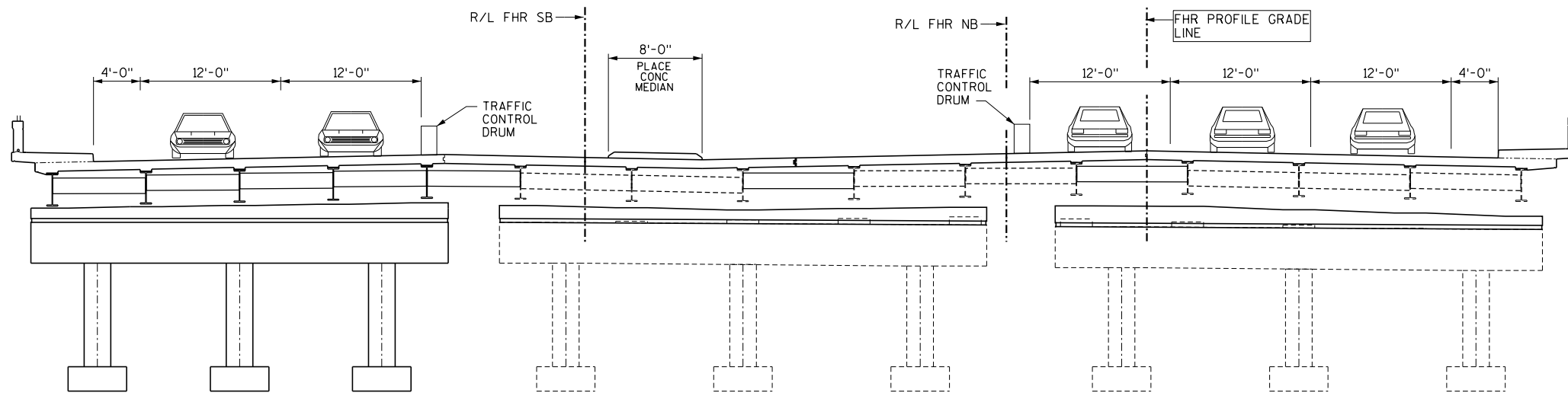
8

NO.	DATE	REVISION	BY
STATE OF WISCONSIN DEPARTMENT OF TRANSPORTATION STRUCTURES DESIGN SECTION			
STRUCTURE B-13-83			
DRAWN BY MAW		PLANS CK'D. JAJ	
BRIDGE STAGING			SHEET 52 OF 53



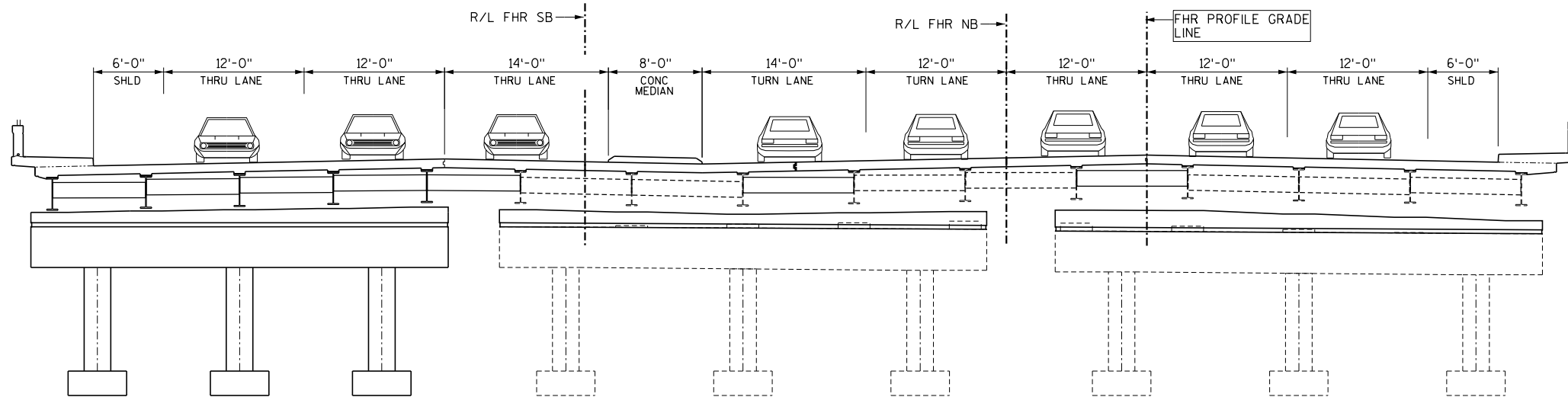
STAGE 4

- SHIFT TRAFFIC AS SHOWN.
- REMOVE EXISTING CONCRETE ELEMENTS.
- REMOVE EXISTING DIAPHRAGMS AT BAYS SHOWN.
- RAISE EXISTING BEAMS TO ALLOW FOR CONSTRUCTION OF NEW PIER AND ABUTMENT BEARING SEATS.
- PLACE EXISTING GIRDERS WITH NEW BEARING ASSEMBLIES ON NEW BEARING SEATS.
- INSTALL NEW DIAPHRAGMS AT BAY LOCATIONS SHOWN.
- CONSTRUCT NEW CONCRETE DECK.



STAGE 5

- SHIFT TRAFFIC AS SHOWN.
- CONSTRUCT NEW CONCRETE MEDIAN ON BRIDGE DECK.



COMPLETED BRIDGE

- NOTES:
- SUPPLYING, PLACING AND ANCHORING PORTABLE PRECAST CONCRETE BARRIER INCLUDED IN GRADING PLANS. BOTH SIDES OF BARRIER ON BRIDGE DECK SHALL BE ANCHORED.
 - REFER TO GRADING PLANS FOR ADDITIONAL STAGING REQUIREMENTS.

OPEN BRIDGE TO TRAFFIC

PLOT TIME: 9:02:57 AM

PLOT DATE: 8/25/2011

FILE NAME : S:\UZ\W\H\sw\108380\5-dsgn\51-cadd\Struc\ur\br\ldge\B13083srg2.dgn

8

8

NO.	DATE	REVISION	BY
STATE OF WISCONSIN DEPARTMENT OF TRANSPORTATION STRUCTURES DESIGN SECTION			
STRUCTURE B-13-83			
DRAWN BY MAW		PLANS CK'D. JAJ	
BRIDGE STAGING			SHEET 53 OF 53