

At Bridge End Drains, cut Scour Protection (Scourstop and TRM) or remove rock as required to place post(s) such that Bridge End Drains abut post(s).

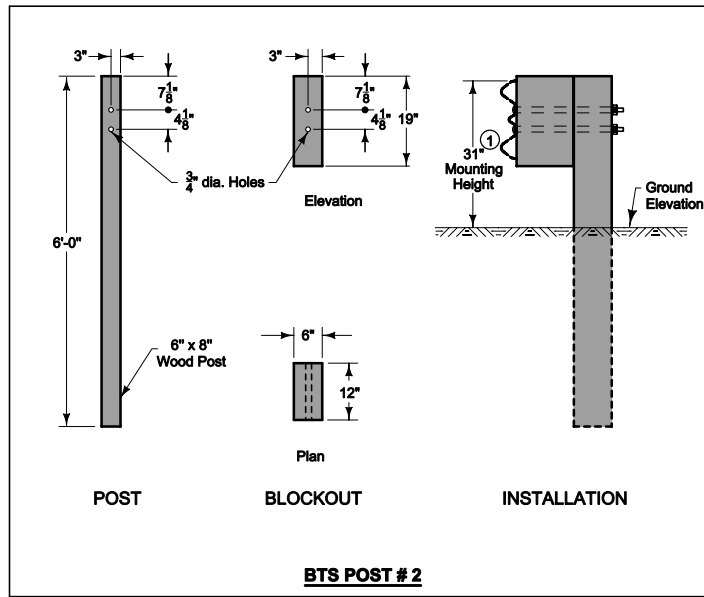
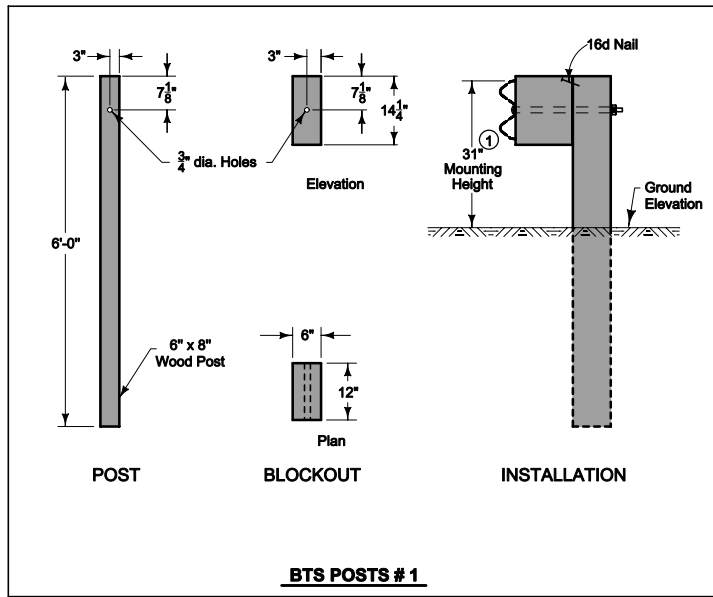
- ① Guardrail mounting height at barrier connection is 32 inches. Transition guardrail mounting height down to 31 inches over the length of the Barrier Transition Section.
- ② Possible curb. See project plans.
- ③ Depending on end anchor type, BTS Post #13 may be eliminated or modified. See BA-202.

Possible Contract Item:
Steel Beam Guardrail Barrier Transition Section

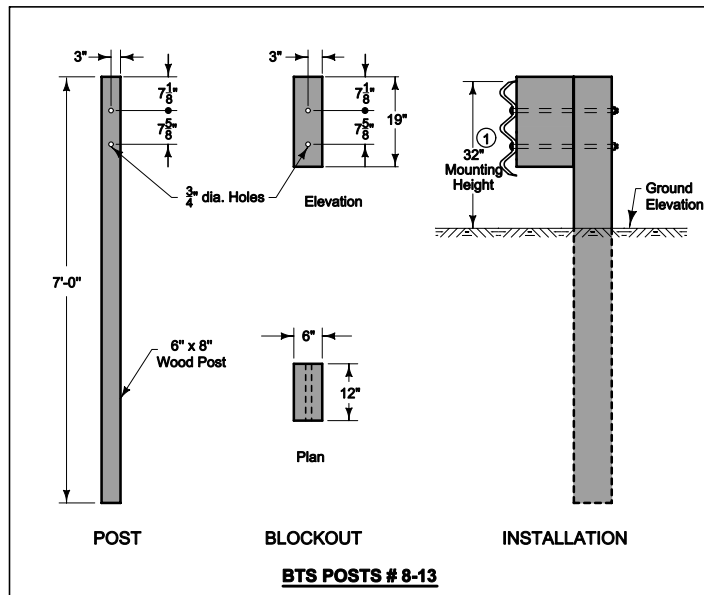
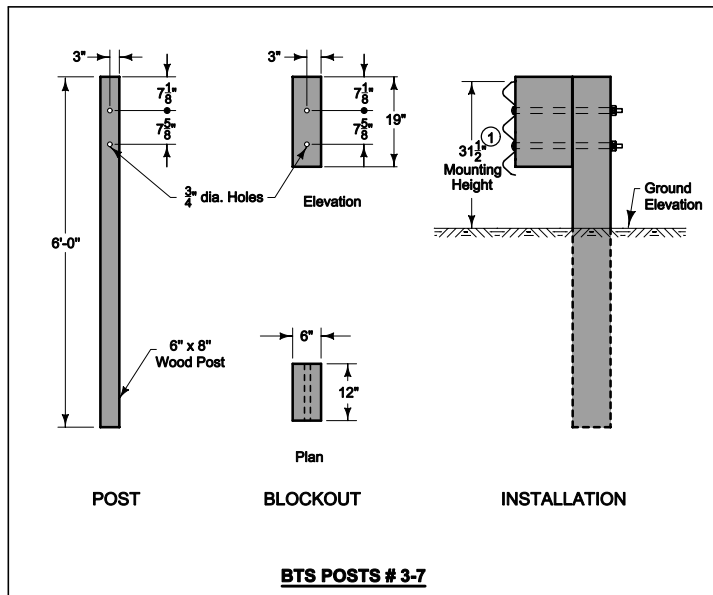
- Materials included in the Contract Item:
- (7) 6" x 8" x 6'-0" posts
 - (6) 6" x 8" x 7'-0" posts
 - (12) 6" x 12" x 19" blockouts
 - (1) 6" x 12" x 14 1/4" blockout
 - (1) Asymmetrical Transition Section
 - (2) 12'-6" Thrie-Beam rail sections*
 - (1) 6'-3" Thrie-Beam rail section*
 - Approved bolts, nuts, and washers
 - Refer to BA-200 for guardrail components

* One 18'-9" Thrie-Beam rail section may be substituted for one of the 12'-6" sections and the 6'-3" section as shown

Iowa Department of Transportation STANDARD ROAD PLAN	REVISION 1 10-19-10
	BA-201 SHEET 1 of 2
REVISIONS: Removed dimensions from Section A-A and Section B-B on Sheet 1. Clarified nested section options.	
<small>APPROVED BY DESIGN METHODS ENGINEER</small>	
STEEL BEAM GUARDRAIL BARRIER TRANSITION SECTION	



① Guardrail mounting height at barrier connection is 32 inches. Transition guardrail mounting height down to 31 inches over the length of the Barrier Transition Section.



<p>Iowa Department of Transportation</p> <p>STANDARD ROAD PLAN</p> <p>REVISIONS: Removed dimensions from Section A-A and Section B-B on Sheet 1. Clarified nested section options.</p> <p><i>Deanna Maifeld</i> APPROVED BY DESIGN METHODS ENGINEER</p>	<p>REVISION</p> <p>1 10-19-10</p>
	<p>BA-201</p> <p>SHEET 2 of 2</p>
<p>STEEL BEAM GUARDRAIL BARRIER TRANSITION SECTION</p>	