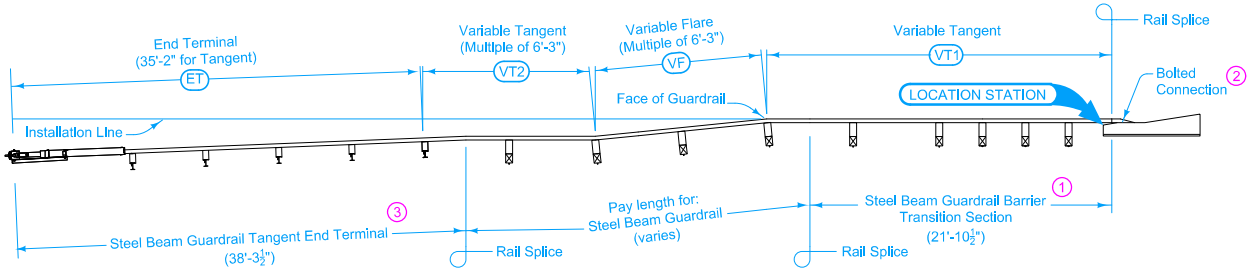

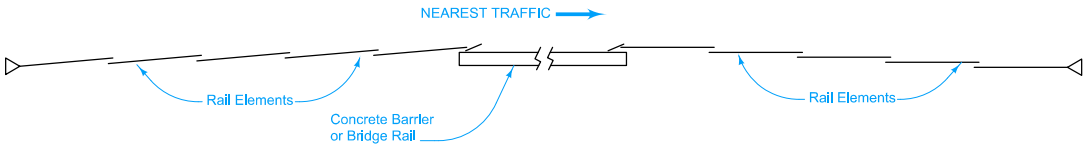

LAPPING PROCEDURE

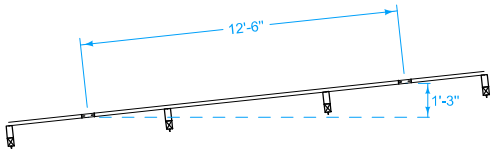

VARIABLE FLARE

Install delineators and object markers according to SI-211.

For grading requirements, see EW-301.

For general guardrail details, see BA-200.

1. See BA-201.
2. See BA-202 for connections to concrete barriers and bridge rail end sections.
3. See BA-205.

Possible Contract Items:
- Steel Beam Guardrail
- Steel Beam Guardrail Barrier Transition Section
- Steel Beam Guardrail End Anchor, Bolted
- Steel Beam Guardrail Tangent End Terminal, BA-205

Possible Tabulation:
- 108-8A

IOWA DOT

STANDARD ROAD PLAN

REVISION	
NEW	10-18-16

BA-XXX

SHEET 1 of 1

REVISIONS: NEW

Brian Smith
APPROVED BY DESIGN METHODS ENGINEER

STEEL BEAM GUARDRAIL INSTALLATION AT CONCRETE BARRIER OR BRIDGE RAIL END SECTION (MASH TL-2)