

# REFERENCES

NATIONAL DOCUMENTS  
HSA-10/B64-B  
ROADSIDE DESIGN GUIDE 5.6.7.1

SCDOT DOCUMENTS  
---

RELATED DRAWINGS & KEYWORDS  
---

THIS DRAWING IS ONLY VALID FOR CONSTRUCTION WHEN SEALED AND SIGNED BY A PROFESSIONAL ENGINEER REGISTERED IN THE STATE OF SOUTH CAROLINA. CHECK WWW.SCDOT.ORG FOR LATEST UPDATE.

6	---	---	---
5	---	---	---
4	---	---	---
3	---	---	---
2	---	---	---
1	5/2018	DSO	GENERAL REVISIONS
0	1/2010	DSO	NEW DRAWING
#	DATE	CHK	DESCRIPTION

GUARDRAIL POST INSTALLATION IN PARTIALLY WEATHERED ROCK (PWR)

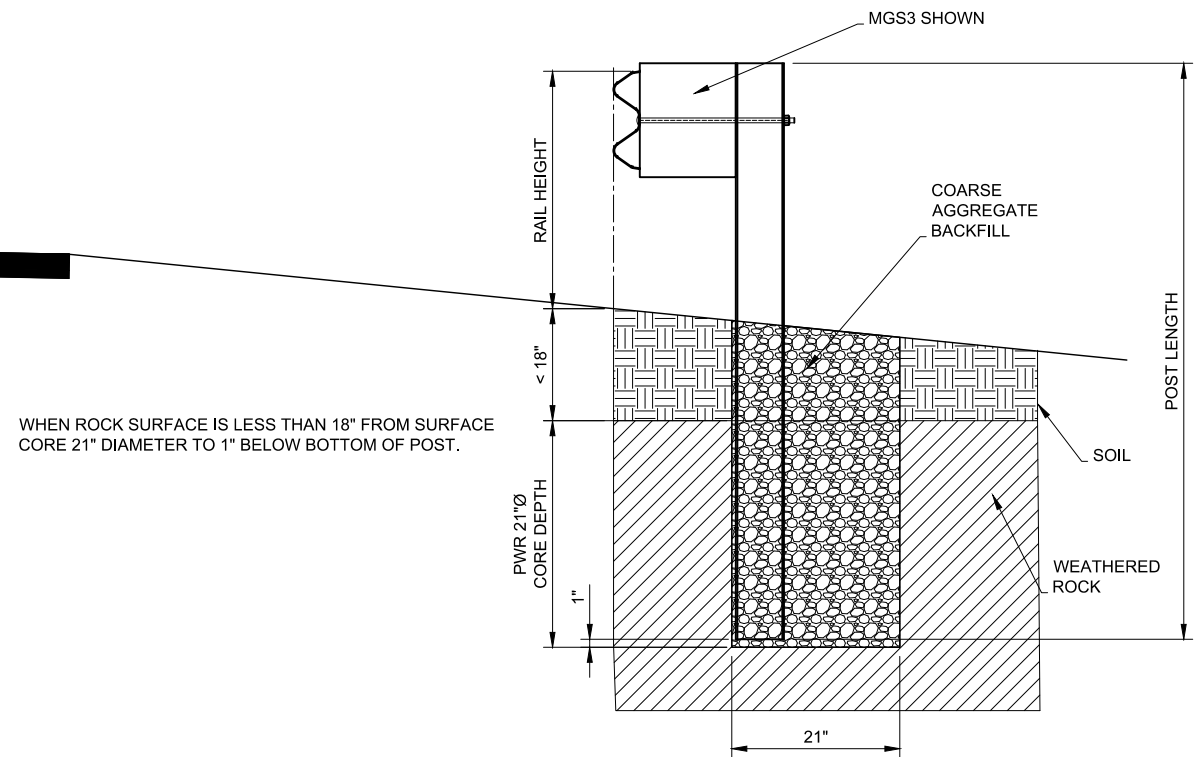
805-520-00

EFFECTIVE LETTING DATE | JANUARY 2019

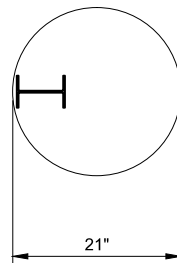
## NOTES:

- SEE 805-001-XX FOR GENERAL NOTES. WORK APPROPRIATE DRAWINGS TOGETHER.
- FOR PROPRIETARY SYSTEMS, FOLLOW MANUFACTURER'S SPECIFICATIONS FOR INSTALLATION OF POSTS IN ROCK. ADJUST CORE DEPTH FOR DEVICES REQUIRING LONGER POSTS, AND ADJUST DIAMETER IF ROCK IS ENCOUNTERED WHERE TIMBER OR LARGER SIZE POSTS ARE SPECIFIED.
- DRILL, CORE, OR EXCAVATE TO AT LEAST THE SIZE AND DEPTH SHOWN WHEN PARTIALLY WEATHERED ROCK (PWR) IS ENCOUNTERED AND GUARDRAIL LOCATION CANNOT BE MOVED.
- FILL HOLE WITH COARSE AGGREGATE (STANDARD SPECIFICATION TABLE A-4) AROUND POST ALL THE WAY TO FINISHED GRADE.
- WHEN TIMBER POSTS ARE REQUIRED BY THE DEVICE (TRAILING END TREATMENTS, OTHERS WHERE SPECIFIED,) USE DETAIL 1 ONLY REGARDLESS OF THE DEPTH OF THE WEATHERED ROCK.
- PAYMENT INCLUDES ALL WORK REQUIRED TO CORE DRILL AND BACKFILL TO COMPLETE INSTALLATION OF EACH GUARDRAIL POST IN CONTACT WITH WEATHERED ROCK.

PAY ITEM:  
8055205 GUARDRAIL PWR DRILLING FOR POSTS EA

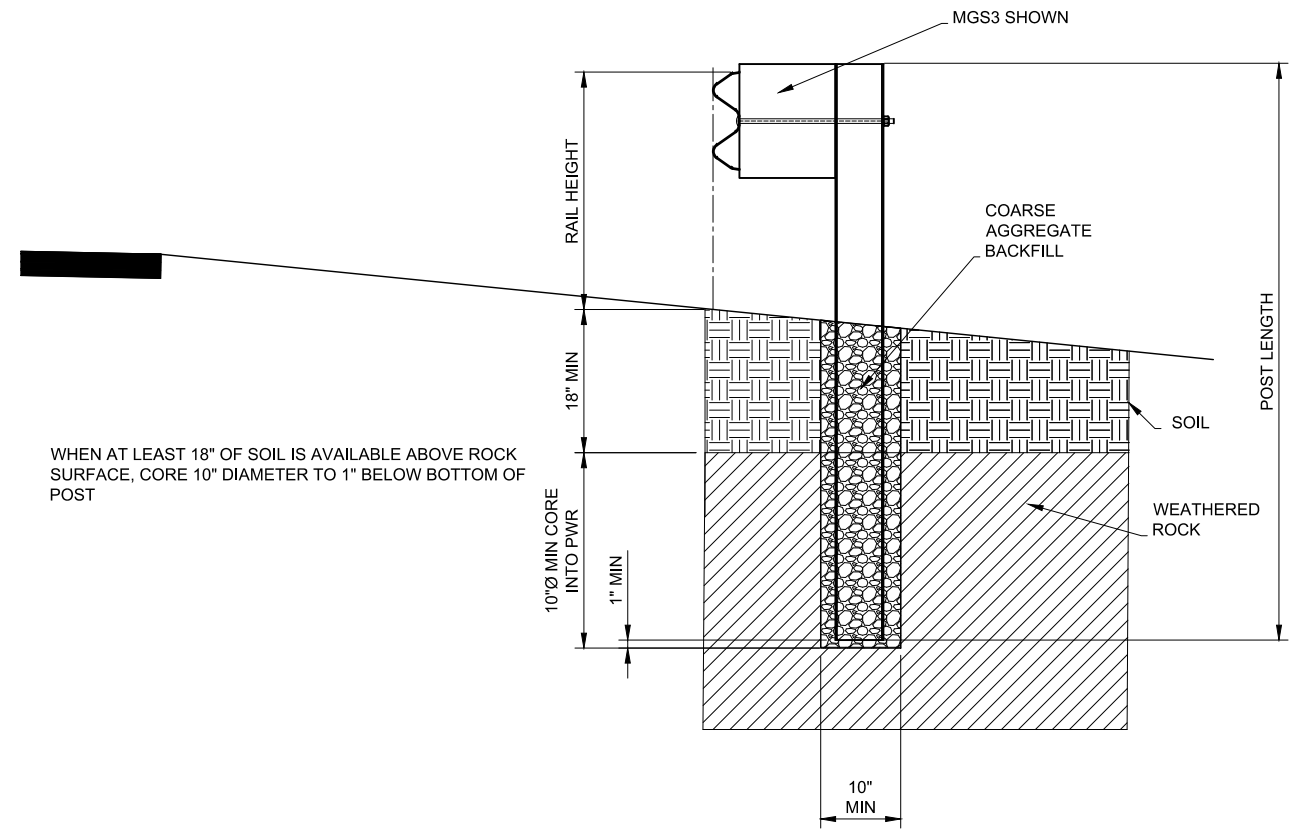


PLAN VIEW STEEL POST IN PWR

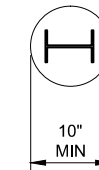


### DETAIL 1

SCALE: 1/2" = 1'-0"  
PARTIALLY WEATHERED ROCK CORE FOR ANY DEPTH ROCK SURFACE



PLAN VIEW STEEL POST IN PWR



### DETAIL 2

SCALE: 1/2" = 1'-0"  
PARTIALLY WEATHERED ROCK ALTERNATE CORE DETAIL WHEN ROCK IS DEEPER THAN 18" BELOW SURFACE